



WARNING:

This table should be opened and closed under adult supervision. Non-compliance with proper opening and closing procedures could result in personal injury and/or damage to your table. Review your instructions book for proper opening and closing procedures. Always secure safety latch when table is in upright position! Do not place heavy objects on the table as this may cause damage or injury.



No Children in Assembly Area



Keep away from pets



Do not use or keep product outdoors. For indoor use only. No wet/humid conditions



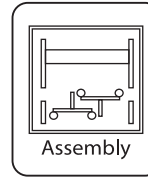
Do not sit or stand over 80kgs



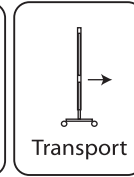
Caution, risk of pinching hand




Minimum of 2 People Recommended for:



Assembly

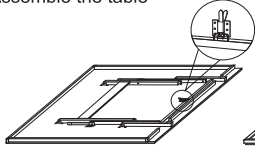


Transport

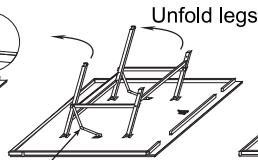


UnFolding/Folding

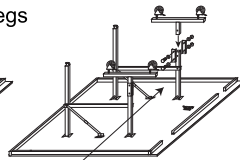
Assemble the table



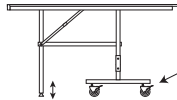
Unlock latch



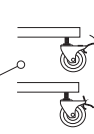
Lock folding joint



Attach castor legs



Adjust table level




Lock castors before use.

Transport

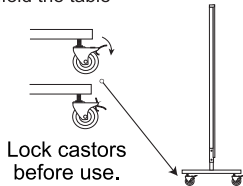


Unlock castors before transport.

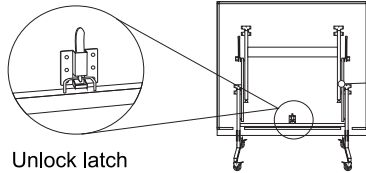


Do not use excessive force when moving table.

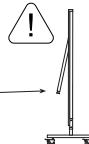
Unfold the table



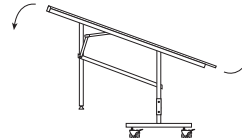
Lock castors before use.



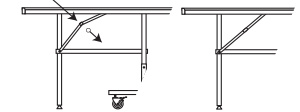
Unlock latch



First partly extend outer legs

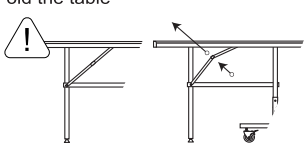


Then fully unfold table.

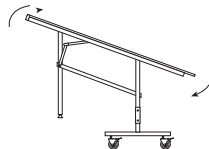


Finally lock folding bars into place.

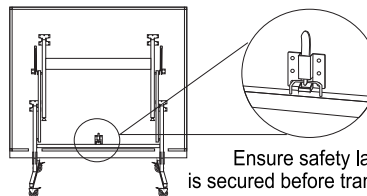
Fold the table



First unlock folding bars. Failure to do so will damage table



Fold table to upright position



Ensure safety latch is secured before transporting

For more details, please visit:

www.eaglesports.com.au

J F M A M J J A S O N D
19 20 21 22 23 24